

Demographics Summary Report

Applied Geographic Solutions (AGS), 2025 A



Greenfield Plaza

1000 Holly Springs Road | Cary, NC 27531

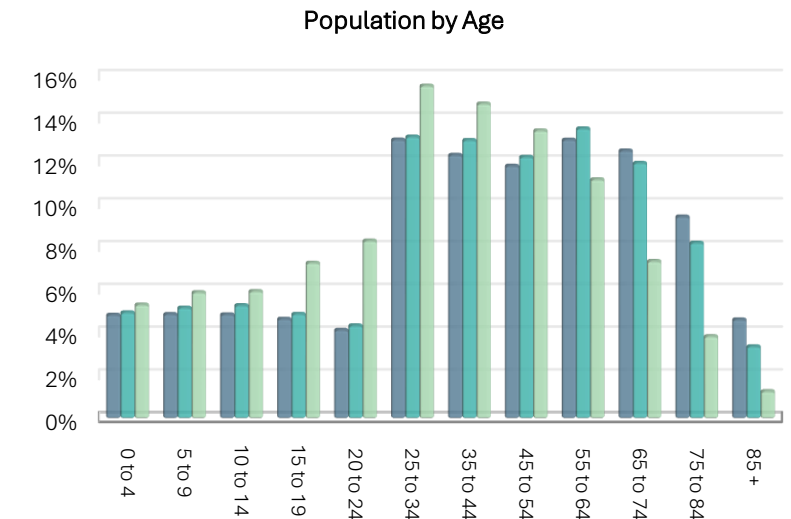
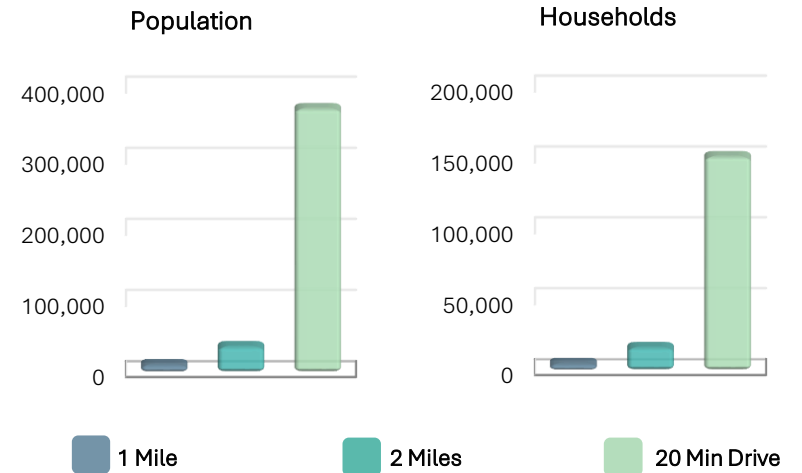
	1 Mile		2 Miles		20 Min Drive	
2025 Population	11,071	---	36,502	---	371,269	---
2030 Projected Population	11,339	---	37,217	---	387,579	---
Pop Growth (%)	2.4%	---	2.0%	---	4.4%	---
2025 Households	4,882	---	16,246	---	150,957	---
2030 Projected Households	5,099	---	16,901	---	161,145	---
HH Growth (%)	4.4%	---	4.0%	---	6.7%	---
Daytime Population	12,115	---	32,153	---	319,813	---
Average Business Travelers	121	---	428	---	4,440	---
Average Leisure Travelers	11	---	49	---	807	---
Average Migrant Workers	0	---	0	---	0	---
Group Quarters Pop	11	---	49	---	807	---
Pop in Family Households	7,778	---	26,278	---	271,106	---
Pop Non-Family Households	3,005	---	9,857	---	86,592	---

Total Population by Age

Median Age (2025)	46.0		44.4		36.9	
-------------------	------	--	------	--	------	--

Ages by Year

0 to 4	535	4.8%	1,805	4.9%	19,711	5.3%
5 to 9	539	4.9%	1,885	5.2%	21,860	5.9%
10 to 14	537	4.8%	1,926	5.3%	22,050	5.9%
15 to 19	514	4.6%	1,778	4.9%	26,971	7.3%
20 to 24	457	4.1%	1,582	4.3%	30,812	8.3%
25 to 34	1,441	13.0%	4,804	13.2%	57,715	15.5%
35 to 44	1,362	12.3%	4,745	13.0%	54,595	14.7%
45 to 54	1,306	11.8%	4,458	12.2%	49,941	13.5%
55 to 64	1,441	13.0%	4,945	13.5%	41,449	11.2%
65 to 74	1,385	12.5%	4,356	11.9%	27,269	7.3%
75 to 84	1,043	9.4%	2,993	8.2%	14,219	3.8%
85 +	511	4.6%	1,224	3.4%	4,676	1.3%



Demographics Summary Report

Applied Geographic Solutions (AGS), 2025 A



Greenfield Plaza

1000 Holly Springs Road | Cary, NC 27531

1 Mile

2 Miles

20 Min Drive

Population by Race/Ethnicity (2025)

Asian, Non-Hispanic	776	7.0%	2,879	7.9%	55,121	14.8%
Black, Non-Hispanic	1,237	11.2%	3,722	10.2%	46,405	12.5%
Hispanic	1,269	11.5%	3,999	11.0%	33,468	9.0%
White, Non-Hispanic	7,520	67.9%	24,928	68.3%	225,899	60.8%
Other	269	2.4%	2,879	7.9%	55,121	14.8%

Language at Home (2025)

Spanish Linguistically Isolated	91	1.9%	264	1.6%	2,049	1.4%
Spanish Not Isolated	251	5.1%	1,044	6.4%	8,367	5.5%
Asian Linguistically Isolated	23	0.5%	126	0.8%	1,963	1.3%
Asian Not isolated	124	2.5%	640	3.9%	7,986	5.3%

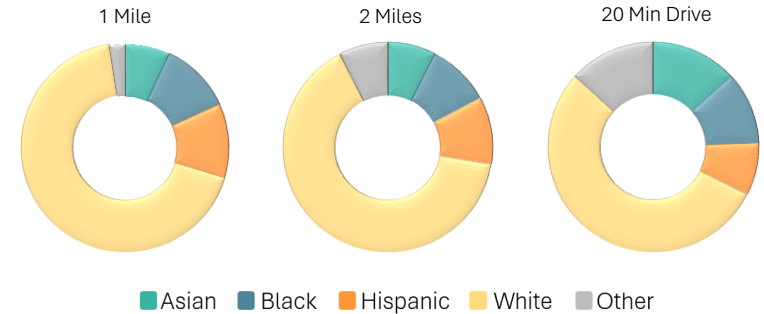
Household Income (2025)

Per Capita Income	\$67,571	---	\$66,913	---	\$64,794	---
Average HH Income	\$152,550	---	\$150,097	---	\$158,820	---
Median HH Income	\$116,314	---	\$119,362	---	\$122,307	---
Less than \$25,000	\$403	8.3%	\$1,289	7.9%	\$13,052	8.6%
\$25,000 - \$34,999	\$225	4.6%	\$742	4.6%	\$7,062	4.7%
\$35,000 - \$49,999	\$468	9.6%	\$1,225	7.5%	\$11,334	7.5%
\$50,000 - \$74,999	\$648	13.3%	\$2,354	14.5%	\$18,980	12.6%
\$75,000 - \$99,999	\$562	11.5%	\$1,621	10.0%	\$15,760	10.4%
\$100,000 - \$149,999	\$928	19.0%	\$3,542	21.8%	\$28,505	18.9%
\$150,000 - \$199,999	\$533	10.9%	\$2,030	12.5%	\$19,380	12.8%
\$200,000 - \$250,000	\$419	8.6%	\$1,294	8.0%	\$13,863	9.2%
\$250,000 +	\$695	14.2%	\$2,149	13.2%	\$23,021	15.3%
Avg Family Income	\$196,915		\$194,084		\$202,295	
Avg Non-Family Income	\$111,475		\$111,240		\$99,855	

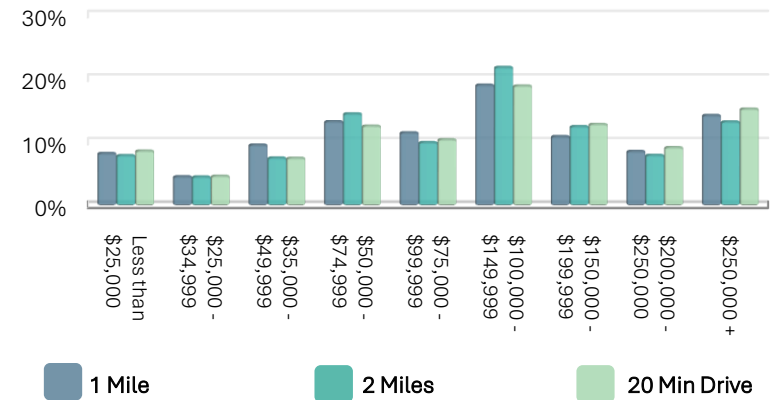
Household Size (2025)

1 Person	2,009	41.2%	6,439	39.6%	46,278	30.7%
2 Persons	1,308	26.8%	4,550	28.0%	50,492	33.4%
3 Persons	669	13.7%	2,229	13.7%	22,568	14.9%
4 Persons	589	12.1%	1,954	12.0%	21,264	14.1%
5+ Persons	307	6.3%	1,073	6.6%	10,355	6.9%

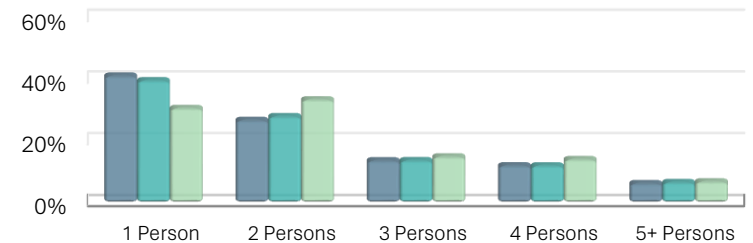
Race/Ethnicity



Household Income



Household Size



Demographics Summary Report

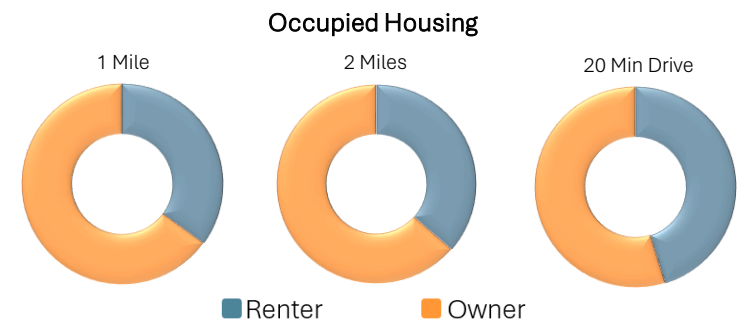
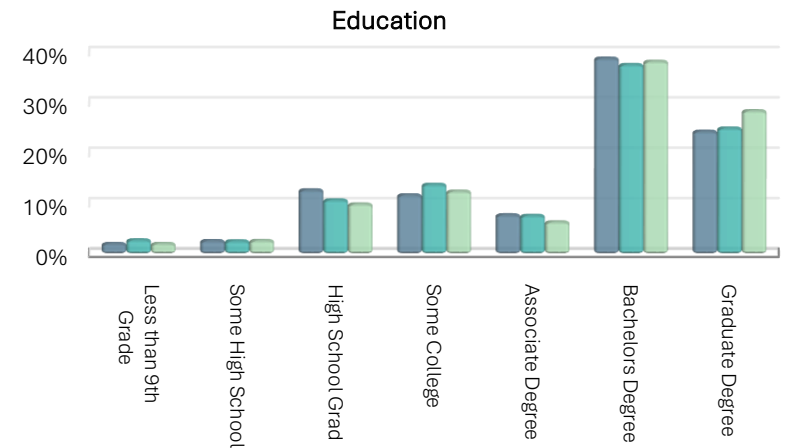
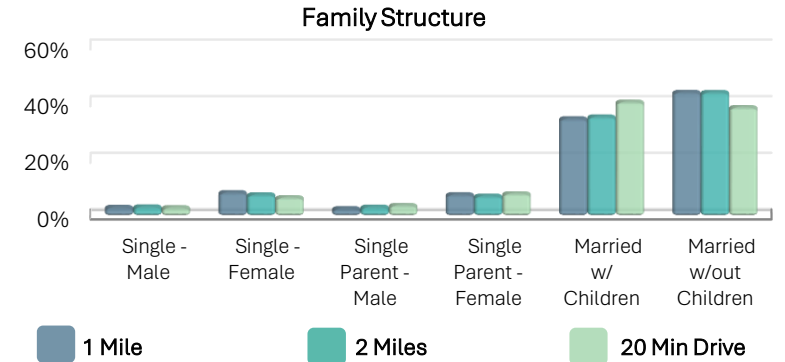
Applied Geographic Solutions (AGS), 2025 A



Greenfield Plaza

1000 Holly Springs Road | Cary, NC 27531

	1 Mile		2 Miles		20 Min Drive	
Family Structure (2025)	2,517		8,632		89,964	
Single - Male	79	3.2%	286	3.3%	2,721	3.0%
Single - Female	210	8.3%	654	7.6%	5,893	6.5%
Single Parent - Male	68	2.7%	279	3.2%	3,414	3.8%
Single Parent - Female	192	7.6%	614	7.1%	7,133	7.9%
Married w/ Children	866	34.4%	3,027	35.1%	36,272	40.3%
Married w/out Children	1,101	43.8%	3,771	43.7%	34,532	38.4%
Education (2025)	8,490		27,525		249,865	
Less than 9th Grade	173	2.0%	763	2.8%	5,119	2.0%
Some High School	223	2.6%	706	2.6%	6,610	2.6%
High School Grad	1,078	12.7%	2,946	10.7%	24,730	9.9%
Some College	994	11.7%	3,796	13.8%	31,083	12.4%
Associate Degree	658	7.7%	2,097	7.6%	15,841	6.3%
Bachelors Degree	3,298	38.8%	10,344	37.6%	95,493	38.2%
Graduate Degree	2,066	24.3%	6,872	25.0%	70,990	28.4%
Home Ownership (2025)	5,303		17,487		162,763	
Housing Units Occupied	4,882	92.1%	16,246	92.9%	150,957	92.7%
Housing Units Vacant	421	7.9%	1,242	7.1%	11,806	7.3%
Occupied Units Renter	1,708	35.0%	5,908	36.4%	68,224	45.2%
Occupied Units Owner	3,174	65.0%	10,337	63.6%	82,733	54.8%
Unemployment Rate (2025)	2.1%		1.6%		2.0%	
Employment, Pop 16+ (2025)	12,115		32,153		319,813	
Armed Services	7	0.1%	45	0.1%	1,069	0.3%
Civilian	5,909	48.8%	20,382	63.4%	214,932	67.2%
Employed	5,709	47.1%	19,901	61.9%	208,817	65.3%
Unemployed	200	1.6%	481	1.5%	6,115	1.9%
Not in Labor Force	3,449	28.5%	10,090	31.4%	87,152	27.3%
Businesses						
Establishments	1,112	---	2,635	---	19,578	---
Employees (FTEs)	7,046	---	16,407	---	168,087	---



Demographics Summary Report

Applied Geographic Solutions (AGS), 2025 A



Greenfield Plaza

1000 Holly Springs Road | Cary, NC 27531

